


Ductwork Components

Pre-Insulated Ductwork Jointing System

Slide on Flange Details & Specifications

- Provides for rapid assembly of cross joints in pre-insulated duct systems.
- Complete also with purpose designed Dutch Bend to prevent air leakage from completed installation.
- A substantial time saving on both manufacture and installation compared to conventional 'grip' system.
- Tested in accordance with HVCA test procedures.
- Available to suit 20-30mm pre-insulated duct board.
- Fully conforms to relevant UK, HVCA ductwork specification.
- Allows installation/fixing in line with conventional steel ductwork installation.
- Complete with purpose designed corner pieces. Full range of accessories to suit all sizes of flange.
- Suitable for all pre-insulated duct systems, optional pre-drilled fixing holes.



Design Specification

All pre-insulated rectangular ductwork cross joints shall be the IDF slide on flange type. The appropriate size of flange shall be fitted to the ductwork as covered by the manufacturers recommendations. Shall be independently tested in accordance with HVCA requirements. The flanges shall be fitted to the ductwork and assembled on site where appropriate with the correct gasket, all to the manufacturers instructions.

IDF22 & IDF30 flanges are recommended for low and medium pressure ductwork only (500pa & 1000pa).

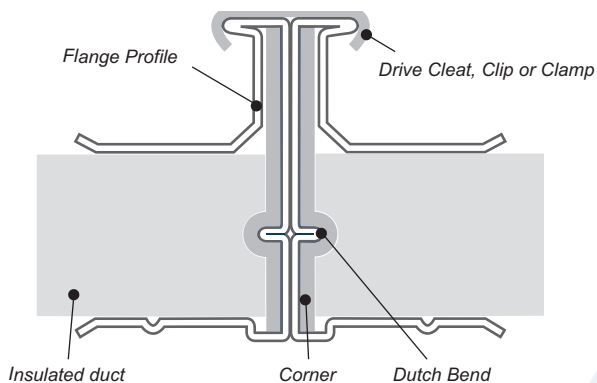
Jointing System table information provided by Kingspan KoolDuct from their 'Global Specification Manual' - Sixth Issue November 2008.

Jointing System

Air Leakage Standard	Class
BS EN 13403:2003	C
BS EN 1507:2006	C
HVCA DW/144	C
SMACNA	3

IDF Profile

During the manufacturing process airtightness is ensured by the rolling of a purpose designed Dutch Bend. Silicon sealant is applied on the corners and to fix the duct when a positive fixing is not used.



Part Numbers

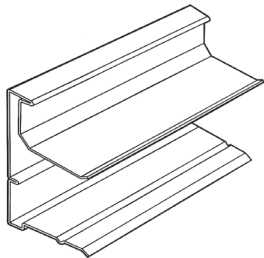
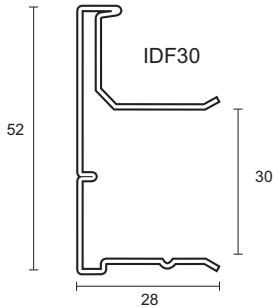
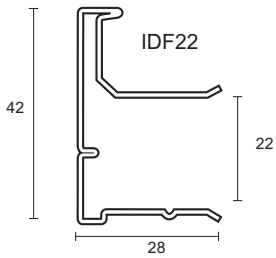
Flange 22mm profile - ref: IDF22 IDC22 (Corner)
(Profile suitable for 20-22mm board thickness)

Flange 30mm profile - ref: IDF30 IDC30 (Corner)
(Profile suitable for 30-33mm board thickness)

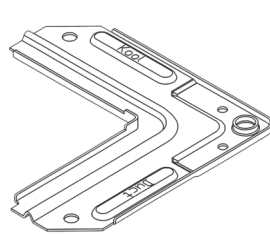
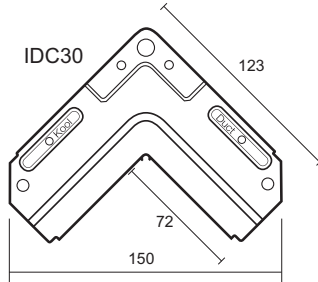
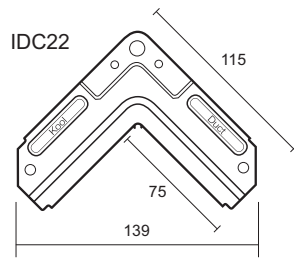


Product Details & Specifications

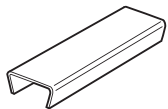
IDF - Profiles



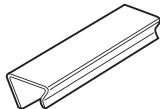
IDC - Corner Pieces



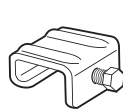
Clips



EP13S



DS033



DS204

Clamps

Ductseal Gasket

A cross linked Medium Density P.V.C. closed cell foam combined with a high grab sensitive adhesive to give good all round sealing properties. Temperature range -40°C to $+70^{\circ}\text{C}$. We recommend the use of the appropriate gasket to ensure performance in accordance with our DW/TM1 test results, where application allows. Supplied in green for easy identification.

Flange Profiles

	gauge(mm)	weight(kg)
IDF22	0.7	0.67/m
IDF30	0.7	0.74/m

Steel Grade BS EN 10142:2000.

Coating Specification EN 10142 DX51D +Z275-N-A-C.

Corner Pieces

	gauge(mm)	weight(kg)
IDC22	1.0	15.65/250
IDC30	1.0	18.05/250

Steel Grade EN 10111:1998-DD11 Pickled & Oiled Finish - Zinc and clear passivate to BS EN 12329-Fe/Zn5/A.

Clips & Clamp

	gauge(mm)	weight(kg)
EP13S	0.8	5.4/200
DS033	0.8	8.2/200
DS204	3.0	8.8/200

Steel Grade EN 10142:2000 Coating Specification EN 10142 DX51D +Z275-N-A-C.

Packing details

Profiles

Bundles of 200m.

4m standard length (other lengths to special order).

Corner Pieces

IDC22	Boxes of 250
IDC30	Boxes of 200

Clips

EP13S	Boxes of 200
DS033	Boxes of 200

Clamps

DS204	Boxes of 200
-------	--------------

Gasket

572	15mm x 4.5mm x 15m - 32/box
-----	-----------------------------

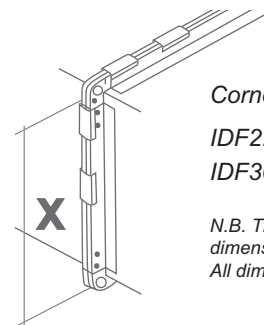
Corner Nuts and Set Screws

DS160 - DS163	in boxes of 250
---------------	-----------------

Peel Rivets

Can be supplied for use with pre-drilled profiles (refer to Sales Office for more information).

Corner Hole Centering



Corner Holes Centres (X)

IDF22 Ductsize plus 60 nom

IDF30 Ductsize plus 80 nom

N.B. These dimensions are based on the internal dimensions of the duct.
All dimensions are in millimetres